

OVULATION INDUCTION (OI)

INSIDE:

- Ovulation and conception explained
- OI treatment options
- Dealing with stress



ABOUT THIS BOOKLET

Merck Healthcare thanks the many individuals, couples and Australian healthcare professionals, including fertility specialists, specialist nurses and psychologists who shared their knowledge and expertise during the production of these booklets.

Important notice: The information provided in this booklet does not replace any of the information or advice provided by a medical practitioner and other members of your healthcare team. Your doctor will determine the best medications and course of action for you based on your requirements and circumstances.

Prescription medicines have benefits and risks. Use all prescribed medicines strictly as directed by your doctor and raise any questions or concerns with them before, during or after using them. If you experience side effects consult your doctor.

Medication availability and funding criteria may differ between Australia and New Zealand.



CONTENTS

About this booklet	2
Introduction	4
The link between infertility and ovulation	5
The impact of age.....	6
Ovulation problems	6
Understanding conception	8
The role of hormones.....	10
How do I know if I'm ovulating?	11
Clinical testing for ovulation dysfunction	12
Why am I not ovulating?	13
Lifestyle changes	15
What is ovulation induction?	16
Ovarian hyperstimulation syndrome.....	17
Monitoring ovulation	18
Assisted reproductive technology (ART)	19
Intrauterine insemination (IUI).....	19
<i>In vitro</i> fertilisation (IVF).....	21
Intra-cytoplasmic sperm injection (ICSI).....	22
Coping with stress	24
Coping strategies checklist.....	25
In conclusion	26

INTRODUCTION¹⁻⁴

Sometimes women don't ovulate (release an egg from an ovary each month) or ovulate irregularly, which interferes with their ability to become pregnant. There are many reasons for why this can happen – stress, weight issues, over-exercise, hormonal imbalances or problems with your reproductive system. Sometimes there is no real explanation. It can be a temporary issue or a long-term one.¹

Ovulation induction is the term for the use of medical therapy to treat women who do not ovulate by themselves. Hormonal medications are used to stimulate the ovaries or egg sacs in order to produce an egg, which can then be fertilised by the male's sperm.²

This booklet provides a detailed explanation of how ovulation works, the clinical testing involved and your treatment options. It explains the possible reasons you might be having ovarian issues and how ovulation induction can help you.

A diagnosis of infertility can naturally leave you feeling shocked and lead to a whole range of emotional reactions, which are often very strong and overwhelming. There may be times when you need extra support, reassurance or some coping techniques to help you manage the challenges and your stress levels. It is important that you talk to your partner and other friends and family members about how you are feeling throughout your diagnosis and treatment.³ Your healthcare team, including counsellors and the support organisations listed in the back of this booklet may also be able to help with any concerns or questions.

The ovarian cycle is extremely sensitive and complex –the most common cause of female infertility problems are the result of ovulation disorders.⁴

THE LINK BETWEEN INFERTILITY AND OVULATION^{1,4,5}

The term 'infertility' is used when the ability to become pregnant is diminished or absent. 'Subfertility' is a more appropriate term because it does not mean that you are unable to have children but that you may require treatment or assistance to achieve a pregnancy. The term infertility is generally used



if a couple has not conceived after 12 months of regular unprotected intercourse. Fertility is age-dependent and so any woman over the age of 35 who is trying to become pregnant should see their doctor after six months. About one in six couples have trouble conceiving and about half of these couples will require medical assistance to overcome this problem.^{1,4,5}

Causes of female infertility include:^{1,4}

- older age (>35)
- polycystic ovary syndrome
- no ovulation or irregular ovulation
- lifestyle factors (e.g. smoking, being overweight or underweight, drug use)
- blocked fallopian tubes
- endometriosis
- fibroids (non-cancerous growth of the muscle in the uterus)
- problems of the cervix such as mucus hostility
- sexual problems (vaginismus).

The impact of age⁵

These days it is common for women to defer pregnancy until they are in their mid-30s for a variety of reasons. Unfortunately women will experience an accelerated decline in fertility (the quality and quantity of viable eggs) from age 35 years onwards, with it becoming very obvious at age 40. An age-related decline in the number of healthy eggs in a woman's ovaries is one of the reasons for infertility.⁵

A woman is born with all the eggs she will ever have – about 1 to 2 million at birth and reduced to about 3-400,000 at puberty. Each month, during her reproductive years, usually only a single egg matures and 1,000 eggs are lost, slowly absorbed by the body. By the fifth or sixth decade of life most women will have depleted the egg supply they were born with.⁵

Ovulation problems^{1,2,4,6}

Ovulation is the development and release of an ovum (egg) from your ovaries. Ovulation is the most fertile period of your menstrual cycle. The function of the menstrual cycle is to mature and release an egg and to prepare the uterus to receive and nurture an embryo (a fertilised egg).^{2,6}

Becoming pregnant is dependent on the release of a healthy egg capable of being fertilised by a healthy sperm. However, if your period is irregular or absent, then your egg production and release may be affected. Infrequent periods (oligomenorrhoea) or the absence of periods (amenorrhoea) are most often caused by a deficiency in one of the controlling hormones (see page 10). Medications may help to induce ovulation and improve fertility.^{1,2,6}

Problems are also associated with extremely low body weight, being overweight, or a significant change in weight. In addition, ovulation problems can arise if the ovaries themselves are resistant to normal levels of hormones. Absent, damaged or diseased ovaries will also prevent ovulation.^{1,4}

If after a year of trying, you are having trouble conceiving, you should consult your local general practitioner (GP). If you are a woman aged over 35, it is best to seek medical help after six months.¹


NIKKI AND STEVE'S JOURNAL

"It never occurred to me that we could be infertile. Like most women I know, I spent my early adulthood trying to avoid getting pregnant. I just assumed that I would be like the other women in my family and conceive as soon as I decided to.

I was ready to start our family just a little bit before Steve was, so as soon as he said 'let's do it,' we dropped the contraception.

In some ways I think the first three months of trying were the most disappointing, because I was so unprepared for the let down."

*Nikki and Steve, Australia**



*This personal statement is the opinion of real individuals. Individual experiences will vary from person to person.

UNDERSTANDING CONCEPTION⁷

Conception is a complicated combination of factors and timing. It can be described in five steps:

Step 1

During the first half of the menstrual cycle, hormones stimulate growth and development of a single follicle within one of the ovaries. At the same time, another hormone stimulates growth of the uterus lining in preparation for the fertilised egg.

Step 2

When the egg cell matures, hormone levels surge and trigger the egg's release. The exact timing of ovulation relates to a woman's individual menstrual cycle (period). In an average 28-day cycle, ovulation occurs between Days 13 and 15 – Day 1 being the first day of menstruation. The egg follicle releases a fertile egg, which migrates to the fallopian tube. What's left of the spent follicle helps produce a hormone, which prepares the endometrium or uterus lining for the implantation of the fertilised egg.

Step 3

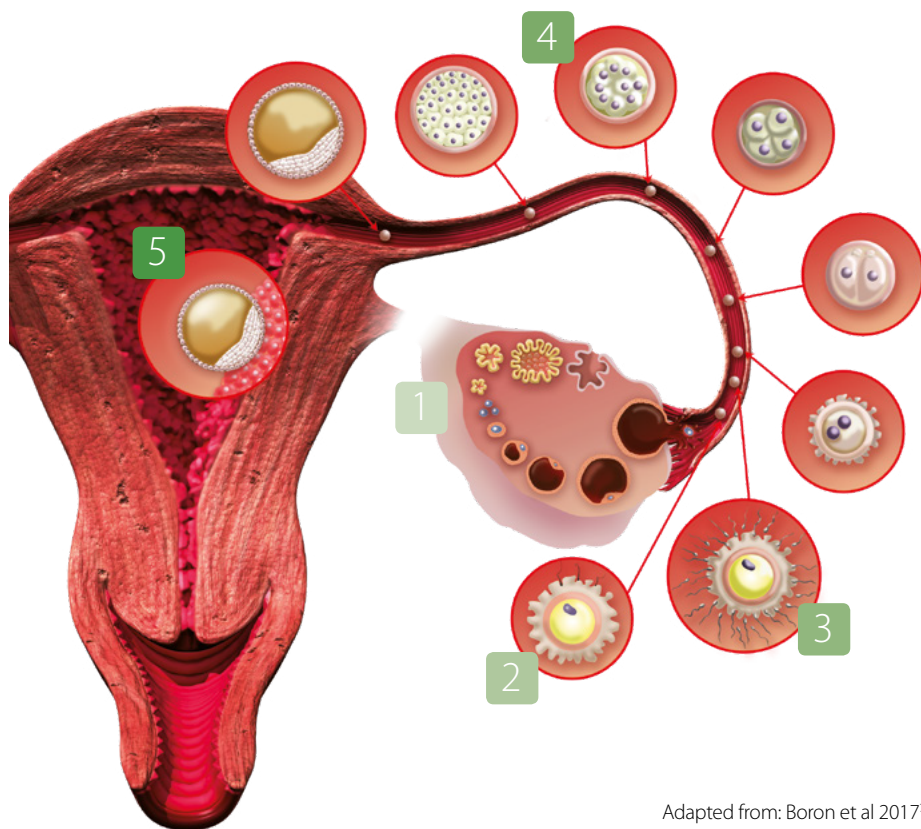
As it makes its way from the fallopian tube to the uterus, the egg may be fertilised. Sperm can live within the human body for 48–72 hours. But of the countless sperm that make it to this stage, only one may penetrate the egg's protective membrane and fertilise the egg. During fertilisation, the couple's genes combine to create an embryo.

Step 4

As the first few cells divide, the embryo continues its course toward the uterus. Just before implantation, it hatches from the egg's protective membrane.

Step 5

Six days after fertilisation, the embryo embeds itself into the nutrient-rich lining of the uterus. A placenta forms to exchange nutrients and gases between mother and embryo, and essential hormones are released to maintain pregnancy. If fertilisation doesn't occur, or if for some reason, the embryo fails to implant, the lining of the uterus is expelled, resulting in menstrual bleeding (your 'period') and the cycle starts again.



Adapted from: Boron et al 2017⁷

USE OF THE TERM 'CYCLE'^{2,6,8}

When healthcare professionals use the term 'cycle', they can either be talking about your menstrual cycle or if you are undergoing ovulation therapy or more involved treatments such as In Vitro Fertilisation (IVF), it could mean a 'cycle' of therapy. At first many of the terms relating to infertility – especially the abbreviations – can be confusing but you will soon become used to the medical lingo.

The role of hormones^{7,8}

Achieving a pregnancy to a large extent depends on the successful interaction of the hormones that regulate the reproductive cycle in women and sperm development in men. Some hormones are produced from two glands in the brain, the hypothalamus and the pituitary. Specific female hormones are produced in the ovaries, while men's specific reproductive hormones come from the testicles.^{7,8}

Follicle stimulating hormone (FSH)

In women, follicle stimulating hormone (FSH), produced by the pituitary gland, stimulates egg growth and development and contributes to the production of oestrogen.⁸

Luteinising hormone (LH)

In women, luteinising hormone (LH), produced by the pituitary gland, is necessary for the production of oestrogens and triggers the egg's release from the ovary.⁸

Gonadotrophin-releasing hormone (GnRH)

The release of FSH and LH into the bloodstream is triggered by another hormone known as gonadotrophin-releasing hormone (GnRH), which is produced by the hypothalamus.⁸

Oestrogen

The female sex hormone oestrogen encourages the egg to mature and helps prepare the uterus for pregnancy. As the egg matures, more oestrogen is produced, reaching a peak level about two days before ovulation. There are three main types of oestrogen produced by the body: oestrone, oestradiol and oestriol. These are often collectively referred to in the singular form, as 'oestrogen'.⁸

Progesterone

This hormone prepares the lining of the female uterus for implantation of the fertilised egg. Progesterone is only produced in significant amounts after ovulation has occurred and can then be measured in the blood.⁸

HOW DO I KNOW IF I'M OVULATING?⁹⁻¹¹

If you are having regular menstrual cycles, you are almost certainly ovulating (regardless of the length of the cycle). To estimate the day of ovulation, subtract 14 days from your average cycle length. So if your cycles are 28 days, you will ovulate on Day 14, but if your cycles are shorter, e.g. 25 days, by subtracting 14 days, you will ovulate on Day 11.⁹

There are a number of signs to look for when trying to detect your ovulation time.

Mucus: You might notice a change in your vaginal secretions about the time you are ready to ovulate. Throughout the menstrual cycle, the cervix, or opening of the uterus, produces mucus, or fluid. Just before ovulation, the mucus becomes clear and slippery, and looks a little like raw egg white. This mucus helps the sperm to wriggle up the vagina and through the cervix. When you are not ovulating, the mucus will have a different appearance, e.g. creamy, white or yellow in colour.¹⁰

Pre-menstrual symptoms: The menstrual cycle is often associated with symptoms such as abdominal bloating, breast tenderness and mood changes. These symptoms can often be more pronounced in women who are having problems ovulating, such as those with polycystic ovary syndrome or endometriosis. There might also be localised abdominal pain lasting for a couple of hours about the time of ovulation.¹¹

Temperature: After ovulation, your temperature increases quite significantly and remains higher for the rest of the cycle. This is because your progesterone hormone levels – which help prepare the uterus for implantation and pregnancy – increase with ovulation. You will need to take your temperature every morning with a basal body temperature thermometer (available from pharmacies) after you wake up and before you eat or drink anything. After two or three months of recording your temperature on chart paper, you will hopefully see a pattern and be able to determine your ovulation day. Usually the day before ovulation there is a 'dip' in the temperature, which represents the 'LH surge'. This is a good time to have intercourse.¹⁰



Clinical testing for ovulation dysfunction^{10,12}

In addition to the signs of ovulation listed on the previous page, your doctor may use a variety of tests to identify the reason for a lack of, or irregular, ovulation and recommend treatment options.

Ultrasound scan¹²

This type of scan, also called a transvaginal ultrasound, uses a long, slender probe inserted into the vagina. Your doctor or nurse will check for the following factors:

- anything that may be affecting your cycles, such as the presence of ovarian cysts or endometriosis
- how thick the uterine lining is and how well the uterus is responding to hormone production
- how big your ovaries are and the number of follicles present in your ovaries.

Hormone analysis^{5,10,12}

Measuring hormone levels will often identify whether ovulation is occurring (e.g. progesterone, FSH, LH) or the cause of problems with ovulation (e.g. prolactin – a hormone that interferes with ovulation). It is important to exclude other causes such as early menopause, polycystic ovary syndrome and thyroid disease, as ovulation induction may not be a suitable treatment plan.¹²

LH or ovulation test kits: These kits, available from pharmacies, measure the LH level in your urine. They help pinpoint when the LH surge that precedes ovulation is occurring. However, an increase in LH does not necessarily indicate that an egg has been released.¹⁰

FSH and LH: In some women, blood tests to measure FSH and LH levels may be needed to check that the release of these two hormones is occurring normally. This type of blood test usually happens around day two of menstruation.¹⁰

Progesterone: Blood tests to check progesterone levels can help determine if ovulation has occurred. This test is best done seven days after ovulation. However, if your cycle is irregular, this test is not beneficial.¹⁰

Prolactin: High levels of prolactin, a hormone that stimulates the production of breast milk, can interfere with ovulation. Blood tests for this can be done at any time during the cycle.¹⁰

AMH: A blood test to measure Anti Mullerian Hormone (AMH) may be useful to show how many eggs a woman has left (known as her ovarian reserve). AMH is produced by small ovarian follicles and can be measured at any time during the cycle. A low AMH level may indicate low ovarian reserve and a high level may indicate PCOS.⁵

TIMING OF INTERCOURSE¹⁰

It is recommended that you have intercourse three or four days prior to and on your ovulation day in order to maximise the likelihood of becoming pregnant.

WHY AM I NOT OVULATING?^{6,12,13}

For the vast majority of women, the reason they are not ovulating is because of confused hormonal signals in the body, which mean that ovulation cannot occur in the usual way. The vast majority of people with ovulation issues experience oligomenorrhoea (infrequent menstruation) or amenorrhoea (lack of menstruation).^{12,13}

This can coincide with:

Being overweight: Excessive body fat can affect ovulation and fertility. Weight loss in women who do not ovulate will often cause the normal ovulation process to resume. Being overweight is also linked to polycystic ovary syndrome.⁶

Polycystic ovary syndrome A common hormonal disorder affecting many women between puberty and menopause. Symptoms are variable, but can include increased male hormones, excess hair growth, acne, lack of regular ovulation or a characteristic 'polycystic' appearance of the ovaries on ultrasound.^{6,13}

Endometriosis: Endometriosis occurs when the tissue that normally lines the inside of the uterus grows in other places of your body where it doesn't belong, such as on the ovaries, fallopian tubes and the outside surface of the uterus. Endometriosis found on the ovary can also grow larger and form cysts, which can interfere with ovulation.¹²

Excessive exercise/being underweight: When a woman exercises heavily and particularly if her body weight is low, ovulation may stop. Ovulation can be restored by returning to moderate exercise and nutrition.⁶


Stress: Emotional and other stress, such as bereavement, can take a toll on a woman's health, and her fertility.¹²

Pituitary tumours: This is a far less common condition, where tumours on the pituitary gland can lead to production of large amounts of prolactin, the hormone that stimulates production of milk.¹²

Ovarian failure: This results in loss of egg supply from the ovary, possibly as a result of early menopause.¹²

TREATING POLYCYSTIC OVARY SYNDROME

If you have polycystic ovary syndrome (PCOS), your doctor will speak with you about the available treatments. A copy of the PCOS booklet—part of this *Pathway to Parenthood* booklet series can be found at www.fertilityportal.com.au/merck



Lifestyle changes¹

In conjunction with running a series of tests to determine if you are ovulating, your doctor will probably recommend a few simple lifestyle changes that you can start making immediately. These may help boost your fertility naturally and will also assist with the effectiveness of the therapy that your doctor recommends for you.

- Give up smoking.
- Restrict alcohol intake – the Australian Alcohol Guidelines recommend that for women who are pregnant or planning a pregnancy, the safest option is not to drink alcohol. Healthy men should have no more than 1.6 standard drinks on any day (8 per week).
- Say 'no' to illegal drugs.
- Eat a well-balanced diet, which includes a variety of food groups.
- The Australian guidelines recommend at least 150 minutes of moderate intensity exercise for adults each week. Speak to your doctor about appropriate exercise levels for you.



WHAT IS OVULATION INDUCTION?²

Once you have established that there is an ovulation problem, your doctor will discuss with you a number of treatments that can be used to restore fertility – in other words, to start you ovulating again.

The term **ovulation induction** (OI) refers to the use of medical therapy to help you grow and ovulate an egg in cases where ovulation is not occurring naturally.

Ovulation induction involves taking fertility drugs, either in the form of oral tablets or injections, to stimulate the release of follicle stimulating hormone (FSH). Only a small dose of hormone treatment may be needed to develop the follicle. The medications are taken at the beginning of the menstrual cycle. Throughout your cycle you will be monitored with blood tests, to measure the levels of oestrogen, and ultrasound tests to determine when you are ovulating. This will help you decide the best time for intercourse to achieve conception. Based on these results, your doctor will choose the right medication for you and your personal condition. If you have any questions about medication for ovulation induction or your treatment, you should speak with your doctor.²

SUPEROVULATION OR CONTROLLED OVARIAN HYPERSTIMULATION¹⁴

You may also hear the terms **superovulation** (SO) or **controlled ovarian stimulation** (COS). This involves producing more than one egg with the aim of improving fertility in a woman who already ovulates. It involves larger doses of fertility drugs and is used in conjunction with assisted reproductive technologies, such as IVF when multiple eggs are required (which can be frozen and stored for later use). This is different to **ovulation induction**, where the goal is to produce one egg only.

THE RISK OF MULTIPLE PREGNANCIES¹²

The ovaries are highly sensitive, so determining the right dose of FSH for you is not always straightforward. Fertility drugs can cause more than one follicle to develop and this is why your body will be monitored closely through blood tests and ultrasounds at this time.

If more than one follicle develops and there is a risk of multiple pregnancies, you may be advised to avoid intercourse at this time because of the risk of pregnancy complications. The clinic or healthcare professional will also advise against proceeding with the hCG injection.

For those having trouble becoming pregnant, being pregnant with twins may be seen as a blessing, but complications, such as the health risks involved with premature births, are much more common in twin than singleton pregnancies.

Ovarian hyperstimulation syndrome¹⁷

Ovarian hyperstimulation syndrome (OHSS) is a potentially life-threatening medical condition which may occur when your ovaries have been overly stimulated by various fertility medications. The ovaries may increase in size and produce large amounts of fluid. It is characterised by pain and bloating in your abdomen and if severe can cause breathing or problems with urination. Contact a member of your healthcare team immediately if you believe you have any of these symptoms.¹⁷

MONITORING OVULATION^{12,18}

To monitor your menstrual cycle and to give a guide to timing of treatment, your doctor will order ultrasound and regular blood tests. These give a clearer picture of what is happening to the ovaries. Results from these blood tests will help determine the dose of injection to be taken the next day.¹⁸

Ultrasound: Your clinic (doctor, nurse or sonographer) will often use one or more ultrasound scans to obtain an actual image of the ovaries and to regularly monitor follicle growth in the ovary beginning on or before day eight of the cycle. As follicles mature, they grow larger. Through ultrasound, your doctor can observe the effects of treatment on follicle growth and size, and decide when to give hCG to assist with the release of the egg.^{12,18}

An ultrasound may be performed abdominally or, more usually, vaginally. The sound waves cannot be felt and the procedure is minimally invasive and usually painless.

Blood tests: Testing the blood every few days for oestrogen levels can monitor the response to treatment with FSH therapy. Developing follicles secrete increasing amounts of the oestrogen hormone. Together with ultrasound, this can help determine the best timing for giving the hCG injection to stimulate ovulation.^{12,18}



ASSISTED REPRODUCTIVE TECHNOLOGIES (ART)¹²

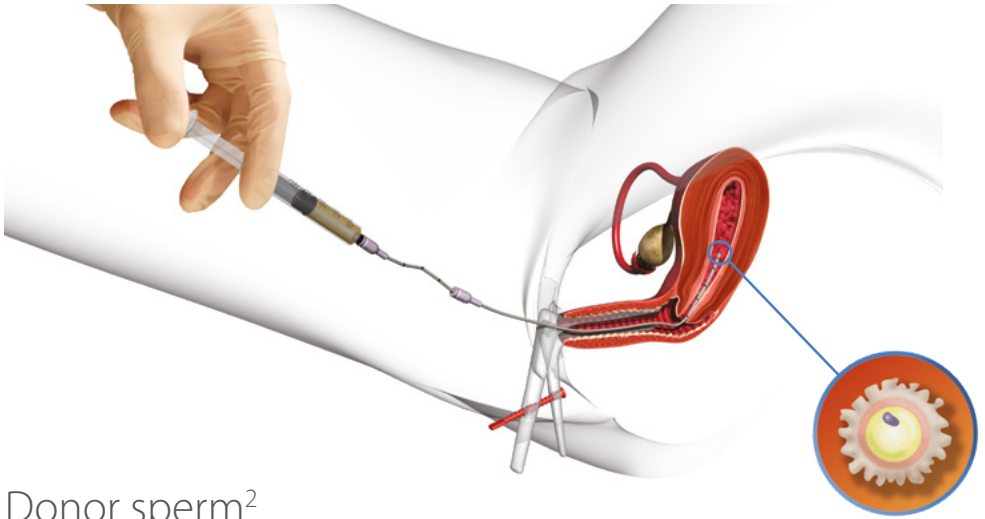
With the use of hormonal medications and a healthier lifestyle, the chance of ovulating and then achieving a pregnancy is improved. However, if this does not work for you, the next treatment option available is assisted reproduction technology (ART). ART is a general term referring to the various methods used to unite sperm and eggs by artificial or partially artificial means.

Intrauterine insemination (IUI) is often recommended to accompany ovulation induction cycles in order to increase chances of pregnancy. Other common ART procedures also used in conjunction with ovulation induction include ***in vitro* fertilisation (IVF)** and **intra-cytoplasmic sperm injection (ICSI)**.

Intrauterine insemination (IUI)¹²

Artificial insemination (AI), is a procedure in which the sperm are placed directly into a woman's reproductive tract. A common AI procedure is **intrauterine insemination (IUI)** in which sperm are inserted directly into the uterus around the time of ovulation to assist their journey to the egg. The procedure is often combined with the female partner undergoing ovulation induction.

This procedure is commonly used when there may be endometriosis, problems with semen volume, concentration or motility (movement), physical problems with sexual intercourse or unexplained infertility. The sperm are initially 'washed' – separated from the liquid part of the semen to remove hormones and other substances - and then inserted into the cervix (neck of the uterus). When sperm quality is lower, sperm are inserted higher up the reproductive tract to reduce the distance they have to travel to reach the egg. IUI can also be done using donor sperm, either from an anonymous or a known sperm donor (known as DI or donor insemination) – see next page.



Donor sperm²

Insemination with donor sperm is used when the male partner does not produce sperm, when the sperm are of very poor quality or if there is a high risk of passing on genetic diseases. Donor sperm are used less frequently these days because of the improvement in technologies which can retrieve viable sperm, e.g. sperm extraction techniques.

The semen selected for a couple closely matches, as much as possible, the male partner's characteristics, e.g. eye and hair colour, height and build.

Donor oocytes²

Egg donation is one treatment option for those who wish to have a child but are unable to use their own oocytes (eggs). The eggs may be sourced from an anonymous donor or donated by a close friend or relative. The donor undergoes ovarian stimulation to help the recipient. A comprehensive medical and counselling process is undertaken prior to the initiation of such treatment cycles

In vitro fertilisation (IVF)²

In vitro fertilisation (IVF) was the first ART procedure and is still one of the most commonly used.

During an IVF cycle, eggs and sperm are collected and placed together in a laboratory dish to fertilise. Hormonal medications are usually used to help stimulate the development of as many eggs as possible.

Egg retrieval (also known as egg pick up [EPU] or oocyte pick up [OPU]) is performed under mild sedation, a local anaesthesia or in some cases general anaesthesia. The mature follicles are identified

using ultrasound,

and then

a needle is

passed through

the vagina to

withdraw the

fluid from the

mature follicle

with gentle

suction. The fluid

is immediately

examined under

a microscope to

see if an egg has

been retrieved. The process is repeated for each mature follicle in both ovaries. Sperm are then

placed with the eggs in an incubator set to the same temperature as a woman's body. The

next day, the eggs are examined under a microscope to determine whether fertilisation has

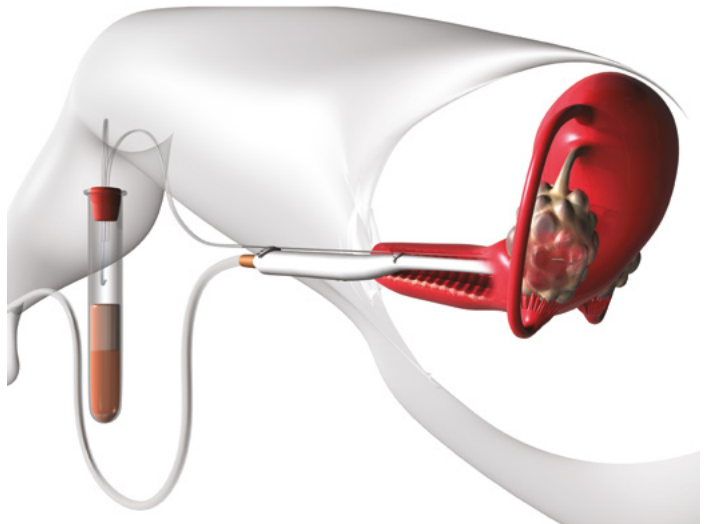
occurred. If it has, the resulting embryos will be ready to transfer to the uterus a few days later.

Embryo transfer is not a complicated procedure and can be performed without anaesthesia.

The embryos are placed in a tube and transferred to the uterus. The number of embryos

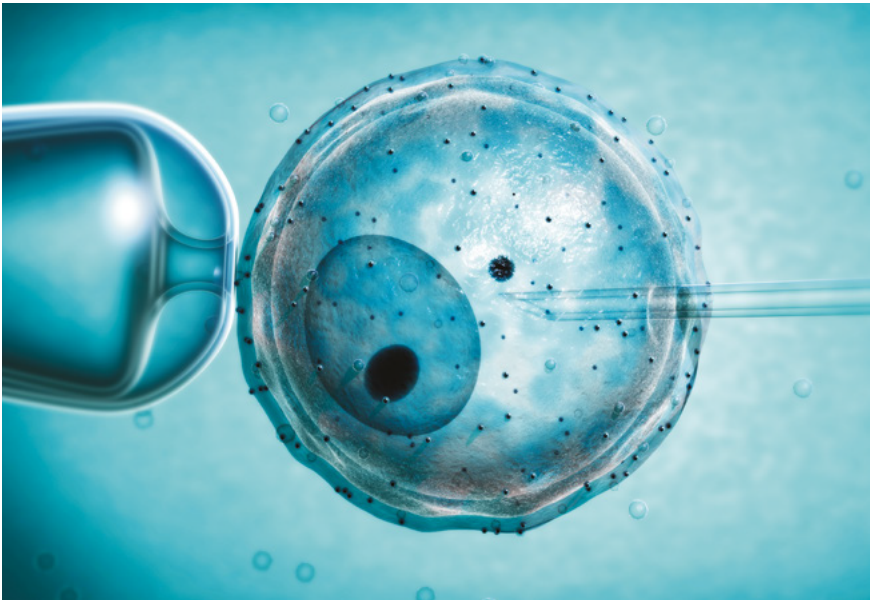
transferred depends on a woman's age, cause of infertility, pregnancy history, and other factors.

Ideally, one of the fertilised eggs will implant and develop, just as in a routine pregnancy.



Intra-cytoplasmic sperm injection (ICSI)²

ICSI is a procedure done under a microscope using micromanipulation devices. It involves injecting a single sperm into the egg. This technique is used when the sperm is unable to penetrate the egg wall. If the egg is fertilised, the embryo is inserted into the uterus, as described previously for IVF.



For more information on assisted reproductive technologies, *Pathways to Parenthood* booklets on **IVF and ICSI**, and **IUI** are available at www.fertilityportal.com.au/merck

HOW MIGHT YOU FEEL?

Surviving the two-week wait¹⁹

After your embryo transfer, it takes around two weeks for pregnancy test results to be accurate. This 'two-week wait' – the time before your expected period is understandably a time of high anxiety, worry, and frustration for women trying to conceive. Here are some 'survival' tips to help you get through this time:

- **try not to obsess about symptoms of pregnancy** – feeling pregnant does not always mean that you are. Some of the medications can have side effects that resemble symptoms of pregnancy
- **keep busy** – this may mean working more or planning meaningful or fun distractions
- **allow yourself 15 to 30 minutes a day to think about pregnancy** – write down your thoughts, search information online or discuss it with your partner or supportive friends/family members
- **try some relaxation techniques** – breathing exercises or meditation can be helpful
- **avoid pregnancy tests** – the chance of getting a positive result before your period is late is very slim. The medications may also cause a false positive result.



COPING WITH STRESS^{3,20,21}

People react differently to stress. Some people are devastated by fertility problems, yet others seem able to adjust and carry on with their lives. One person's strategy for handling difficult emotional issues will be different to another's. The following are some suggestions on how to cope with the stress.

Step by step²⁰

Commencing infertility treatment can feel daunting. The process starting with a series of initial appointments, tests and conversations about treatment before embarking on a cycle.

Accommodating your treatment into what may already be a busy life schedule may be a challenging time for you. You may also be navigating a range of emotions linked to your fertility treatment. Tackling each aspect of the process individually rather than becoming overwhelmed by the overall number of steps involved from beginning to end may help alleviate the level of stress.

Talk to your partner²¹

Blaming yourself or your partner doesn't achieve anything. By asking for and relying on the support of your partner and by communicating openly with them throughout the evaluation, diagnosis and treatment phases, you may find that your relationship grows stronger

Seek distraction^{3,20}

It's important that you maintain as much balance and normality in your life as possible. Put some effort into planning something fun where you don't need to talk about your fertility, such as going on an outing with your partner or a friend. It will help clear your mind and release stress, especially during periods of uncertainty.

The value of a wide support network^{3,20}

Discussing fertility issues may be uncomfortable, but expressing how you feel may help you release your stress. It's important that you reach out for support.

Infertility is a sensitive subject and many people may not know how to react. Guide the conversation and help them avoid topics that may be hurtful or make you feel uncomfortable. Feel free to say you're not in the mood for a heavy chat and ask what's new with them. Let your friends know how they can support you.

If you feel in need of more emotional support than your partner can give, but don't want to share everything with a friend, your fertility clinic usually offers the services of a counsellor.

Coping strategies checklist^{3,20,21}

☐ Read as much as you can about infertility, its causes, and treatments, so that you will be in a better position to make informed decisions on your treatment plan.

☐ Communicate fears and emotions to your partner regularly.



☐ Support one another, but understand that at times this will be difficult.

☐ Acknowledge that periods of depression and anxiety may happen.

☐ Cut down on stressful activities and avoid social gatherings (especially those involving babies and children, like christenings).

☐ Allow yourself private time.

☐ Try sharing your problems or concerns with supportive friends or family members.

☐ Ask your partner to go with you to medical appointments so you both understand what is happening. Write down the questions you would like to ask your doctor.

IN CONCLUSION²

The chances of ovulating are greatly improved with the use of ovulation induction. However, ovulation induction is usually the first step in treatment and if initially unsuccessful, can be done in conjunction with other procedures such as IUI, IVF and ICSI.

Blood tests, ultrasound and taking medications at certain times are all part of the process. Patience and persistence are helpful in dealing with the challenge of trying to become pregnant.



REFERENCES

1. Mayo Clinic. Infertility – Symptoms and causes. Available at www.mayoclinic.org/diseases-conditions/infertility/symptoms-causes/syc-20354317 (accessed September 2023)
2. American Society for Reproductive Medicine. Assisted reproductive Technology. Available at www.reproductivefacts.org/globalassets/rf/news-and-publications/bookletsfact-sheets/english-fact-sheets-and-info-booklets/art-booklet2.pdf (accessed September 2023)
3. Mayo Clinic. Infertility – Diagnosis and treatment. Available at www.mayoclinic.org/diseases-conditions/infertility/diagnosis-treatment/drc-20354322 (accessed September 2023)
4. Fertility Society of Australia (FSA). Female infertility. Available at: www.fertilitysociety.com.au/female-infertility-australia-new-zealand/ (accessed September 2023)
5. Broekmans FJ et al. *Endocr Rev* 2009;30(5):465–93.
6. Mayo Clinic. Menstrual cycle: What's normal, what's not Available at: <https://www.mayoclinic.org/healthy-lifestyle/womens-health/in-depth/menstrual-cycle/art-20047186> (accessed September 2023)
7. Boron WF, Boulpaep EL (Eds.). *Medical Physiology: A Cellular and Molecular Approach*. ,92nd ed. 2012
8. Hawkins SM & Matzuk MM. *Ann N Y Acad Sci* 2008;1135:10–18.
9. Your Fertility. Thinking about having a baby? Available at: www.yourfertility.org.au/sites/default/_les/2019-03/Thinking_about_having_a_baby_resource.pdf. (accessed September 2023)
10. MyDr. Ovulation testing. Available at <https://mydr.com.au/babies-pregnancy/ovulation-testing/> (accessed September 2023)
11. Mayo Clinic. Premenstrual syndrome (PMS) - Symptoms & causes <https://www.mayoclinic.org/diseases-conditions/premenstrual-syndrome/symptoms-causes/syc-20376780> (accessed September 2023)
12. Jansen. R. *Getting Pregnant*. 2nd Edition. Allen & Unwin 2003
13. Tovar, JL et al. What is anovulation? – Causes, symptoms and treatment. *InVitra*. 2022. Available at : <https://www.invitro.com> (accessed September 2023)
14. Gurevich, R. Superovulation defined. *Very Well family*. 2020. Available at <https://www.verywellfamily.com/superovulation-defined-1960103> (accessed September 2023)

REFERENCES

15. UpToDate. Patient education: Infertility treatment with gonadotropins (Beyond the basics). Available at <https://www.uptodate.com/contents/infertility-treatment-with-gonadotropinsbeyond-the-basics> (accessed September 2023)
16. Very well family. Overview of Common Fertility Treatment Drugs. Available at: www.verywellfamily.com/fertility-drugs-1960184?print (accessed September 2023)
17. Walker M et al, Female Infertility. NCBI Bookshelf. A service of the National Library of Medicine, National Institutes of Health. StatPearls [Internet]. Treasure Island (FL): StatPearls Publishing; 2021 Jan-. <https://www.ncbi.nlm.nih.gov/books/NBK556033/>
18. Mayo Clinic. In vitro fertilization (IVF). Available at <https://www.mayoclinic.org/tests-procedures/in-vitro-fertilization/about/pac-20384716> (accessed September 2023)
19. Very well family. Surviving the Two Week Wait When You're Trying to Conceive. Available at: <https://www.verywellfamily.com/two-week-wait-survival-tips-1959987?print> (accessed September 2023)
20. Buscemi, J. How to Cope with the Stress of IVF | SBM - Society of Behavioral Medicine Available at: <https://www.sbm.org/healthy-living/how-to-cope-with-the-stress-of-ivf> (accessed September 2023)
21. Resolve. National Infertility Association. Coping Techniques. 2023. Available at: <https://resolve.org/get-help/helpful-resources-and-advice/managing-infertility-stress/coping-techniques/> (accessed September 2023)

Looking for more information?

Other booklets in the *Pathways to Parenthood* series are available at www.fertilityportal.com.au/merck:

- Your step by step guide to treating infertility
- Overcoming male infertility
- Female infertility & assisted reproductive technology (ART)
- Endometriosis
- Polycystic ovary syndrome (PCOS)
- Intrauterine insemination (IUI)
- *In vitro* fertilisation (IVF) & intra-cytoplasmic sperm injection (ICSI)
- Managing the stress of infertility
- Creating families for same-sex couples